








PRODUCT	NM#	DESCRIPTION	CAR&MODEL	PACKING	PICTURE
IGNITION CABLE SET		FEATURES: 2Y.3Y.4Y 90919-21316 APPLICATION: HIACE 1.8 / 2Y / 1982-87 HIACE 2.0 / 3Y / 1984-89 HIACE 2.2 / 4Y / 1986-89	TOYOTA		
IGNITION CABLE SET		FEATURES: 1FZFE REPLACES: 90919-21546 APPLICATION: LANDCRUISER 4.5i 24V / 1FZFE / 1995-	TOYOTA		
IGNITION CABLE SET		FEATURES: 4E-FE REPLACES: 90919-22373 APPLICATION: COROLLA 1.3i 16V / 4E-FE / 1992-97	TOYOTA		
IGNITION CABLE SET		REPLACES: 22450-V5025 APPLICATION: CEDRIC 2.0i / VG20E / 1983- CEDRIC 2.0i / VG20E-T / 1983- CEDRIC(Wagon) 2.0i / VG20E / 1983- CEDRIC 3.0i / VG30E / 1983- CEDRIC 3.0i / VG30E-T / 1983-	NISSAN		
IGNITION CABLE SET		22450-80W25	NISSAN		
IGNITION CABLE SET		FEATURES: SR20DE.SR20DET.N14 REPLACES: 22450-70J25 22450-89J25	NISSAN		



PRODUCT	NM#	DESCRIPTION	CAR&MODEL	PACKING	PICTURE
IGNITION CABLE SET		FEATURES: G11B. G12B REPLACES: MD-021758 APPLICATION: LANCER 1200 / G11B / 1977-81 LANCER 1400 / G12B / 1978-79	MITSUBISHI		
IGNITION CABLE SET		MD-338249	MITSUBISHI		
IGNITION CABLE SET		MD-997357	MITSUBISHI		
IGNITION CABLE SET		27501-32A00	HYUNDAI		
IGNITION CABLE SET		27501-22B00 ACCENT 1.3i 12V / G4EH / 1994- ACCENT 1.5i 12V / G4EK / 1994- EXCEL 1.3i 12V / G4EH / 1994- EXCEL 1.5i 12V / G4EK / 1994- S COUPE 1.5i 12V / G4EK / 1994-96 S COUPE 1.5i 12V(Turbo) / G4EKTC / 1994-96	HYUNDAI		
IGNITION CABLE SET		FEATURES: G4EK. G4EK-TC REPLACES: 27501-22A00 APPLICATION: S COUPE 1.5i / G4EK / 1992-96 COUPE 1.5i(Turbo) / G4EK-TC / 1991-96	HYUNDAI		



PRODUCT	NM#	DESCRIPTION	CAR&MODEL	PACKING	PICTURE
IGNITION CABLE SET		27501-22C00	HYUNDAI		
IGNITION CABLE SET		27501-24C10	HYUNDAI		
IGNITION CABLE SET		02-A-D2291	DAEWOO		
IGNITION CABLE SET		FEATURES: C18LE. C20LE. G15MF REPLACES: NP1332 APPLICATION: ESPERO 1.8i 8V / C18LE / 1995-98 ESPERO 2.0i 8V / C20LE / 1995-98 NEXIA 1.5i 8V / G15MF / 1995-98	DAEWOO		
IGNITION CABLE SET		NP1147	DAEWOO		
IGNITION CABLE SET		FEATURES: G15MF REPLACES: 90398282 APPLICATION: NEXIA 1.5 GL / G15MF / 1995-	DAEWOO		